

**SUMMER VACATION
HOLIDAYS HOMEWORK
CLASS V**

ENGLISH

1. Most of the students visit their hometown and spend quality time with parents and grandparents. Write a paragraph/diary entry describing the quality time spent with them. Also briefly write about values you inherited during this stay.
2. Read news paper daily and if you come across any new and difficult word jot down in your H.H.W copy and consult a dictionary to find their meanings.
3. Read story books like:-
 - i. Stories from Panchtantra by Vishnu Sharma .
 - ii. Swami and his Friends by R.K.Narayan.
 - iii. Adventures of Tom Sawyer by Mark Twain
 - iv. Malgudi Days by R.K Narayan
 - v. Gulliver Travels by Jonathan Swift .
 - vi. School Days by Ruskin Bond

Mark difficult words and consult a dictionary to find their meanings .Write 25 new words to your list in H.HW notebook.

4 . Revise Lesson 1 and 2 and poem :My Favourite Things for UT-1 .

NOTE:- A1, A2 & A3 will be assessed for UT-1.

Revise the lessons for UT1

SCIENCE

1. Revise Chapter- MY BODY, PLANTS AND FORESTS for I Unit test to be held in the month of July.
2. Watch the various videos on ‘Toys from Trash’ by Arvind Gupta .Think and design at least one scientific toy of your own and present its principle of working on A4 sheet.
3. Prepare a Science magazine in which you can cover any five of the following topics by giving reports or facts etc. and supported with illustrations.
 - a. Universe (Galaxy / Black Hole / Solar System etc.)
 - b. Any latest invention
 - c. Anyone type of pollution(Air/Water/Noise)
 - d. A Medical Research – New Development about any form of treatment or disease.
 - e. Nutrition
 - f. Photographs of you using any three tools at home.

Mention under the photographs – Why do you found them useful.

g. Riddle/Puzzle/ Crossword game

Make the Magazine with suitable title on A-4 size sheets in a folder .

SANSKRIT

1. अपने परिवार का चित्र लगाइए और मित्र से परिवार का परिचय करवाते हुये संस्कृत में पांच वाक्य लिखिए |(A-4 size sheet)
2. छुट्टियों में चिडियाघर घूमने जाइये और प्रकृति का चित्र बनाकर किन्ही पाँच पशुओं और पाँच पक्षियों के चित्र बनाकर अथवा चिपकाकर संस्कृत में उनका नाम लिखिए |(A-4 size sheet)
3. कोई एक श्लोक याद कीजिए और लिखिए |
4. पुल्लिंग, स्त्रीलिङ्ग और नपुंसकलिङ्ग से सम्बन्धित १०-१० चित्र बनाकर अथवा चिपकाकर संस्कृत में उनका नाम लिखिए |(A-4 size --sheet)
५. परिवार से सम्बन्धित १५ शब्द नेट से ढूँढिए और (A-4 size sheet) में लिखिए |

HINDI

- 1.भाषा माधुरी पाठ 1 से 4 तक प्रथम ईकाई हेतु दोहराइए।
- 2.निम्नलिखित विषयों पर 80 शब्दों का अनुच्छेद लिखिए ।
 - यदि मेरा घर चंद्रमा पर होता तो
 - मनुष्य के जीवन में पेड़ -पौधों की जरूरत ।
- 3.आपने ग्रीष्मावकाश कैसे बिताया 10 पंक्तियों में लिखकर बताइए ।
- 4.कोई दो मनपसंद कहानियों की किताबें पढ़िए और कार्य पुस्तिका में दिए गए निर्देशानुसार लिखिए:
 - कहानी का नाम
 - प्रकाशक का नाम
 - लेखक का नामकहानी के पात्र जो आपको अच्छे लगे । पात्रों के नाम और कारण लिखिए कि वे आपको क्यों अच्छे लगे ?
5. आपने प्रकृति की आवश्यकता को समझते हुए पेड़ -पौधों का संरक्षण आरंभ किया । अपने मित्र को पेड़-पौधों में रुचि जागृत करवाने हेतु पत्र लिखिए ।

सभी कार्य हिंदी प्रैक्टिस कॉपी में कीजिए ।

MORAL EDUCATION

1. प्रतिदिन प्रार्थना अवश्य कीजिए ।
2. गायत्री मंत्र का अर्थ याद कीजिए ।
3. स्वामी दयानंद जी की जीवनी को पढ़िए, किसी एक घटना को चित्र सहित कक्षा कार्य पुस्तिका में लिखिए ।
4. शिक्षाप्रद कहानियाँ पढ़िए, और लिखिए ।

नोट - सभी कार्य नैतिक - शिक्षा की कक्षा कार्य पुस्तिका में कीजिए ।

SOCIAL SCIENCE

1. Father's day is celebrated worldwide to recognize the contribution of fathers to the lives of their children. This day celebrates fatherhood for their selfless love and protection.
Activity: Take help of your mother and plan a surprise by cooking something of your father's choice and make him feel special. Capture the joyous moments and paste them in your class notebook to share the lovely bond of love with your friends and teachers.
2. Surf the net and find out any three organisations who are working towards the betterment of socially deprived and physically challenged children in India. Visit any one such organisation and collect information about the following in A4 size sheets and paste pictures of your findings. Submit your work in a creative folder.
 - a) How many children are there in the organisation?
 - b) What all facilities (books, medicines, therapists etc) are provided to these children?
 - c) Do the children feel secure in the organisation?
 - d) Is the organisation able to cater to all the needs of the children?
 - e) Do you think these organisations are doing good job and would you like to join any such organisation when you grow up? Why or Why not?
3. Revise Ch-1, 2 and 3 from the textbook and notebook.




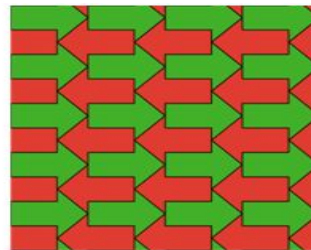


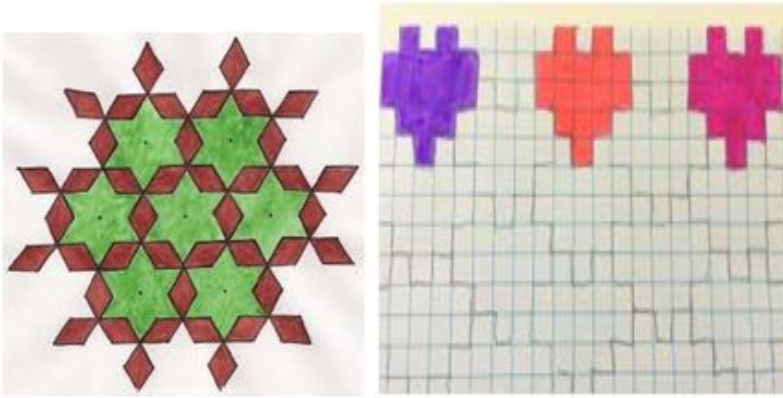
COMPUTER

1. Collect clippings from various newspapers and magazines for each type of ALIGNMENT (Left, Center, Right and Justified). Paste these clippings on an A4 size sheet.
2. Make a poster in OpenOffice Writer on the topic " I am safe Online"
 - The page should have background colour.
 - A page border.
 - Text
 - Images from internet
3. Listen to the song from this youtube link <https://www.youtube.com/watch?v=0v4iFfaTJm4>. Type the lyrics of the song in Open Office Writer and make it attractive.
Email the Poster and Song to davprojects@gmail.com mentioning your name and class.

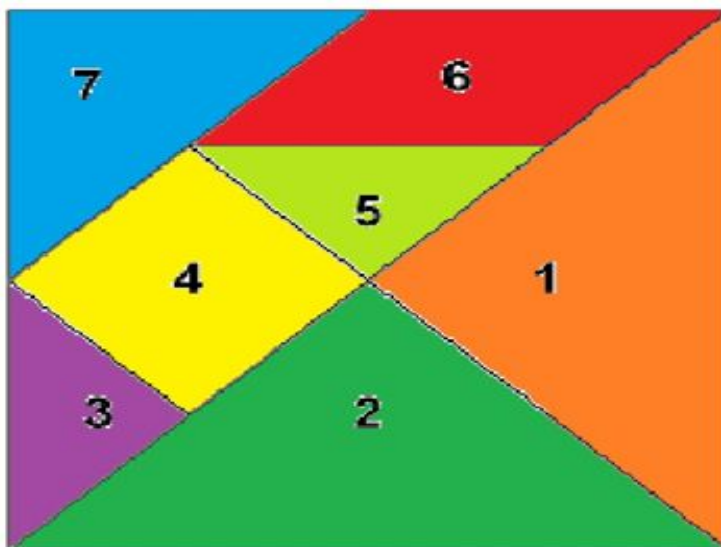
(To install Open Office in your laptop/desktop click on this link https://drive.google.com/drive/folders/1LE4zhjwGjHUja_xsgJiR6AorCU2Uaxv6?usp=sharing download the setup and install the software.)


MATHS

1. Make and colour tessellation patterns on square paper or dot isometric paper. Some samples are given below



2) Cut the tangrams and arrange them to form different figures on an A3 size sheet and get that sheet laminated. Examples of different figures are given below






3) Complete the following Sudoku

			5	3	4		8	
	8			1		4		
	2		8				7	1
8				6			5	
4					5	8	3	
6	3		1					
					1	3		
				7				
	1	6	2					

4) Colouring activity


Multiples of 3, 4, and 5




Color the picture:
Light Gray – Multiples of 3
Dark Gray – Multiples of 4
Blue – Multiples of 5

5) Worksheet

Comparing Fractions

Shade and use $>$, $<$, or $=$ to compare the fractions.


$$\frac{1}{2} > \frac{1}{3}$$



$$\frac{4}{12} \square \frac{2}{4}$$



$$\frac{3}{4} \square \frac{2}{3}$$



$$\frac{6}{12} \square \frac{3}{8}$$



$$\frac{1}{2} \square \frac{3}{4}$$



$$\frac{2}{4} \square \frac{2}{5}$$

6) PRACTICE SUMS - (These worksheets to be done in maths notebook)

FACTORS AND MULTIPLES

Q1) Write the next four multiples of the first number in each case.

- a) 9, 18, _____, _____, _____, _____
- b) 18, 36, _____, _____, _____, _____
- c) 21, 42, 63, _____, _____, _____, _____

Q2) Fill in the blanks

- a) $7 \times 6 = 42$: 42 is a multiple of _____ and _____
- b) A number which is not a multiple of 2 is called an _____ number
- c) _____ is the only even prime number
- d) _____ is the smallest odd prime number
- e) _____ is the largest two digit prime number
- f) _____ is the largest two digit composite number
- g) _____ is the smallest odd composite number
- h) _____ is the smallest even composite number
- i) _____ is the smallest two digit prime number
- j) _____ is neither a prime nor a composite number

Q3) Write all the factors of the following numbers

- a) 28 b) 42 c) 65 d) 39 e) 63

Q4) Using division method, find the prime factorization of the following

- a) 48 b) 39 c) 28 d) 63 e) 22 f) 36 g) 99

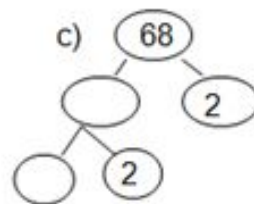
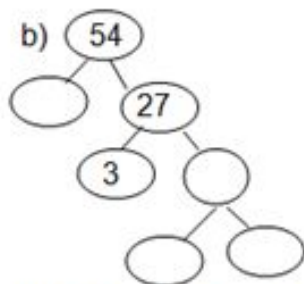
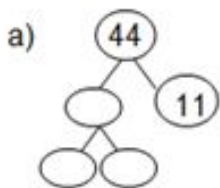
Q5) Find the HCF of the following

- a) 84, 60 b) 16, 24 c) 15, 9

Q6) Using prime factorization method, find the LCM

- a) 65 and 26 b) 21 and 42 c) 8 and 24 d) 35 and 14

Q7) Fill in the blanks



a) $44 = _ \times _ \times 11$

b) $54 = _ \times 3 \times _ \times _$

c) $68 = _ \times 2 \times _$

FRACTIONAL NUMBERS

Q1) Write next three equivalent fractions

- a) $\frac{3}{7}$, $\frac{6}{14}$, $\frac{9}{21}$, _____, _____, _____
- c) $\frac{1}{5}$, $\frac{2}{10}$, $\frac{3}{15}$, _____, _____, _____

- b) $\frac{9}{11}$, $\frac{18}{22}$, $\frac{27}{33}$, _____, _____, _____

Q2) Convert the following into a mixed number

- a) $\frac{49}{9}$, b) $\frac{13}{7}$, c) $\frac{25}{6}$, d) $\frac{79}{8}$

Q3) Reduce the following in lowest terms

a) $\frac{18}{27}$ b) $\frac{39}{65}$ c) $\frac{24}{36}$ d) $\frac{16}{24}$ e) $\frac{84}{91}$

Q4) Compare the following pair of fractions

a) $\frac{19}{7} \square \frac{13}{5}$ b) $\frac{19}{4} \square \frac{10}{9}$ c) $\frac{6}{5} \square \frac{4}{7}$ d) $\frac{2}{7} \square \frac{3}{11}$

Q5) Complete the given cross word

									2		
		1									
4											
				5	3						
		6									
7											

DOWN

- 1) Fractions having same denominators are called ____ fractions.
- 2) Fraction whose numerator is less than the denominator is called ____ fractions.
- 3) Fraction which can be expressed as a whole number and proper fraction is called ____ number

ACROSS



- 4) Fractions having 1 as numerators are called ____ fractions.
- 5) Fraction whose numerator is greater than the denominator is called ____ fractions.
- 6) Fractions having same value are called ____ fractions.
- 7) Fractions having different denominators are called ____ fractions.


PROJECT WORK

MATHS PROJECT WORK FOR ROLL NO.1-10

Fraction circles are given as $\frac{1}{2}$, $\frac{1}{3}$, $\frac{1}{4}$, $\frac{1}{5}$, $\frac{1}{6}$, $\frac{1}{8}$, $\frac{1}{10}$, $\frac{1}{12}$

Cut these and paste to form a picture. Some examples are given below





Draw the grapes as shown . Write prime and composite numbers in them and colour the grapes having prime numbers in green and grapes having composite numbers in yellow



HINDI PROJECT WORK FOR ROLL NO.11-19

1. इंटरनेट अथवा पुस्तकों से ज्ञात कीजिए कि स्वतंत्रता पूर्व देश कितनी रियासतों में विभाजित था ? कितनी रियासतें पाकिस्तान में विलय चाहती थी , कितनी रियासतें स्वतंत्र रहना चाहती थी ? जानकारी हासिल कर संक्षिप्त में लिखिए ।
2. भारत का नक्शा बनाकर उन रियासतों का कोलाज बनाइए जो भारत में विलय होना चाहती थी ।
3. जो राज्य यह चाहते थे कि वे स्वतंत्र रहें उनके विषय में जानकारी प्राप्त कर उन राज्यों का नक्शा बनाकर कोलाज से सजाइए ।
4. अब उन 5 रियासतों के बारे में जानकारी हासिल कीजिए जो पाकिस्तान में विलय होना चाहती थी, इन राज्यों के नाम --

त्रावणकोर , भोपाल, हैदराबाद, जोधपुर, जूनागढ़ है। इनके बारे में जानकारी प्राप्त कर इन का नक्शा बनाकर कोलाज से सजाइए और जानकारी संक्षिप्त में लिखिए।

5. अंत में पता कीजिए सरदार पटेल ने भारत को विभाजित करने वाले लोगों के मंसूबों पर कैसे पानी फेरा ?

(सभी कार्य अलग-अलग पृष्ठों में एक फाइल में सुसज्जित करके दीजिए।)

SOCIAL SCIENCE PROJECT WORK FOR ROLL NO.20-29

India comprises of 29 states and 7 union territories which have different cultures, traditions, cuisines, dresses ,etc.

Search information about the state allotted to you in terms of the following parameters:

Date of formation, location, area, capital and important cities, population, language, districts, physical characteristics, natural vegetation, major rivers, major art forms, major regional festival, agriculture, industries, state animal, bird,flower, important historical sites, traditions, dresses, cuisines, places of tourist attractions, national park and any other interesting information that you want to add.

Write the information in A4 size sheets and make a collage for the same.

Submit your homework in a folder with well decorated cover page.

ENGLISH PROJECT WORK FOR ROLL NO.30-39

Here comes a homework which is educational & full of entertainment.

The movies can bring fun and frolic in a child's life. The students will watch the following movies –

- Adventures of Tom Sawyer
- The Adventures of Huckleberry Finn
- Harry Potter and the Philosopher's Stone
- Harry Potter and the Chamber of Secrets
- Harry Potter and the Goblet of Fire
- Monday Morning Blues

The students will write a synopsis of any two of the following movies. They will write a character sketch of one character which they found very interesting and will also draw the picture of their favourite character

SCIENCE PROJECT WORK FOR ROLL NO.40-49

Design a Snake and Ladder game including three Endangered animals and three Extinct animals as instructed.